

Name: _____

Directions: Follow the path to the end. Fill in the missing letters.

The maze consists of nine boxes arranged in a 3x3 grid. The boxes contain the following content:

- Top-left: **I * C * E** (with stars around the letters)
- Top-middle: **_ice** with an illustration of two dice
- Top-right: **--ice** with an illustration of a dress
- Middle-left: **_ice** with an illustration of two mice
- Middle-middle: **--ice** with an illustration of a slice of pizza
- Middle-right: **_ce** with an illustration of a cube
- Bottom-left: **_ice** with an illustration of an ice cream cone
- Bottom-middle: **_ice** with an illustration of two children
- Bottom-right: A dark circle with a white star (the end of the path)

The path starts at the top-left box and ends at the bottom-right box. The path is defined by the following sequence of boxes: Top-left, Middle-left, Bottom-left, Middle-middle, Bottom-middle, Middle-right, Bottom-right.

Name: _____

Directions: Follow the path to the end. Fill in the missing letters.

The maze consists of 9 square boxes arranged in a 3x3 grid. The boxes are connected by a complex network of lines forming a maze. The start box is at the top-left and contains the letters 'I' and 'P' inside circles with stars. The end box is at the bottom-right and contains a star inside a circle. The other boxes contain partial words and illustrations: top-middle has '___ip' with a boy blowing bubbles; top-right has '___ip' with a flower; middle-left has 'ip' with lips; middle-middle has 'ip' with a notepad; middle-right has '___ip' with a bell; bottom-left has '___ip' with a girl on a tricycle; bottom-middle has '___ip' with a cup of ice cream.

Name: _____

Directions: Follow the path to the end. Fill in the missing letters.

The maze consists of nine square boxes arranged in a 3x3 grid. The boxes contain the following content:

- Top-left: **I * D * E *** (with stars around the letters)
- Top-middle: **_ide** with an illustration of a child riding a bicycle.
- Top-right: **--ide** with an illustration of a girl holding flowers.
- Middle-left: **--ide** with an illustration of a slide.
- Middle-middle: **_ike** with an illustration of a bicycle.
- Middle-right: **_ide** with an illustration of a basket of fruit.
- Bottom-left: **_ike** with an illustration of a boy playing a guitar.
- Bottom-middle: **--ike** with an illustration of bowling pins and a ball.
- Bottom-right: A dark circle with a white star.

The path starts at the top-left box and ends at the bottom-right box. The path is defined by the following sequence of boxes: Top-left, Middle-left, Bottom-left, Middle-middle, Bottom-middle, Middle-right, Bottom-right.

Name: _____

Directions: Follow the path to the end. Fill in the missing letters.

The maze consists of nine square boxes arranged in a 3x3 grid. The boxes contain the following content:

- Top-left: **I * C * K** (each letter in a circle with a star)
- Top-middle: **__ick** (with a cinnamon stick illustration)
- Top-right: **__ick** (with a magic wand illustration)
- Middle-left: **_ick** (with a girl holding a teddy bear illustration)
- Middle-middle: **_ick** (with a lit candle illustration)
- Middle-right: **__ick** (with a chicken illustration)
- Bottom-left: **_ick** (with a queen on a throne illustration)
- Bottom-middle: **_ick** (with a boy with a soccer ball illustration)
- Bottom-right: A star in a circle

A path of thick black lines connects the boxes from top-left to bottom-right.

Name: _____

Directions: Follow the path to the end. Fill in the missing letters.

The maze consists of 10 square boxes arranged in a grid-like pattern, connected by a complex network of lines. The boxes contain the following content:

- Top-left: Two rows of letters in circles: **I N K** and **I N G**.
- Top-middle: **_ink** with an illustration of a sink.
- Top-right: **__ing** with an illustration of a boy holding a bee.
- Middle-left: **_ing** with an illustration of a girl reading a book.
- Middle-middle: **_ing** with an illustration of a diamond ring.
- Middle-right: **_ink** with an illustration of a boy.
- Bottom-left: **__ing** with an illustration of a girl holding a flower.
- Bottom-middle: **__ink** with an illustration of a girl blowing a bubble.
- Bottom-right: A black circle with a white star.


The path starts at the top-left box and ends at the bottom-right box. The path is defined by the following sequence of boxes: Top-left, Middle-left, Middle-middle, Bottom-middle, Bottom-right.

Name: _____

Directions: Follow the path to the end. Fill in the missing letters.

I * G

I * N * E



Name: _____

Directions: Follow the path to the end. Fill in the missing letters.

I **N**


The maze contains the following word family boxes along the path:

- Box 1: _in (Illustration: Girl holding a cup)
- Box 2: _in (Illustration: Can)
- Box 3: __in (Illustration: Boy with question mark)
- Box 4: __in (Illustration: Girl with microscope)
- Box 5: _in (Illustration: Shark fin)

Name: _____

Directions: Follow the path to the end. Fill in the missing letters.

I * **L** * **L** ↓



Name: _____

Directions: Follow the path to the end. Fill in the missing letters.

pr
m
i
d
n
r
sl

I * C * E

_ice

--ice

_ice

--ice

_ce

_ice

_ice

_ice

Name: _____

Directions: Follow the path to the end. Fill in the missing letters.

r
f
ch
tr
dr
cl

The maze consists of nine square boxes arranged in a 3x3 grid. The boxes contain the following content:

- Top-left: Two circles containing the letters 'I' and 'P' with stars.
- Top-middle: The text "--ip" above a drawing of a boy blowing a bubble.
- Top-right: The text "--ip" above a drawing of a flower.
- Middle-left: The text "-ip" above a drawing of lips.
- Middle-middle: The text "-ip" above a drawing of a notepad.
- Middle-right: The text "--ip" above a drawing of a bell.
- Bottom-left: The text "--ip" above a drawing of a girl on a tricycle.
- Bottom-middle: The text "--ip" above a drawing of a bowl of popcorn.
- Bottom-right: A star inside a circle.

A path of thick black lines starts at the top-left box and winds through the maze, ending at the star box.

Name: _____

Directions: Follow the path to the end. Fill in the missing letters.

b
sl
br
str
sp
r
h

The maze consists of nine square boxes arranged in a 3x3 grid. The boxes contain the following content:





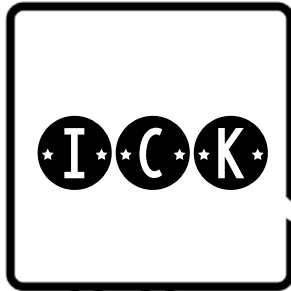
- Top-left: **I * D * E *** (with stars around the letters)
- Top-middle: **_ide** with an illustration of a child riding a bicycle.
- Top-right: **--ide** with an illustration of a girl holding flowers.
- Middle-left: **--ide** with an illustration of a slide.
- Middle-middle: **_ike** with an illustration of a bicycle.
- Middle-right: **_ide** with an illustration of a basket of fruit.
- Bottom-left: **--ike** with an illustration of a boy playing a guitar.
- Bottom-middle: **___ike** with an illustration of bowling pins and a ball.
- Bottom-right: A dark circle with a white star.

The path starts at the top-left box, goes right to the top-middle box, then down to the middle-middle box, then right to the middle-right box, then down to the bottom-right box.

Name: _____

Directions: Follow the path to the end. Fill in the missing letters.

I
W
S
K
st
tr
ch



Name: _____

Directions: Follow the path to the end. Fill in the missing letters.

r
dr
s
w
st
s
th

The maze consists of nine square boxes arranged in a 3x3 grid. The boxes contain the following content:

- Top-left: Two rows of letters in circles: **I N K** and **I N G**.
- Top-middle: **_ink** with an illustration of a sink.
- Top-right: **__ing** with an illustration of a boy and a bee.
- Middle-left: **_ing** with an illustration of a girl reading a book.
- Middle-middle: **_ing** with an illustration of a diamond ring.
- Middle-right: **_ink** with an illustration of a boy.
- Bottom-left: **__ink** with an illustration of a girl on a phone.
- Bottom-middle: **__ink** with an illustration of a girl on a phone.
- Bottom-right: A star inside a circle.

A path of thick black lines starts at the top-left box and winds through the maze, ending at the star in the bottom-right box. The path connects the boxes in the following order: Top-left, Middle-left, Middle-middle, Bottom-left, Bottom-middle, Bottom-right.

Name: _____

Directions: Follow the path to the end. Fill in the missing letters.

I * G

I * N * E

d
p
tw
b
d
v
tw

_ine

_ig

--ine

_ig

_ine

--ig

_ine




Name: _____

Directions: Follow the path to the end. Fill in the missing letters.

I **N**

b sp ch t w f



Name: _____

Directions: Follow the path to the end. Fill in the missing letters.

I **L** **L**

b sp h dr gr g

