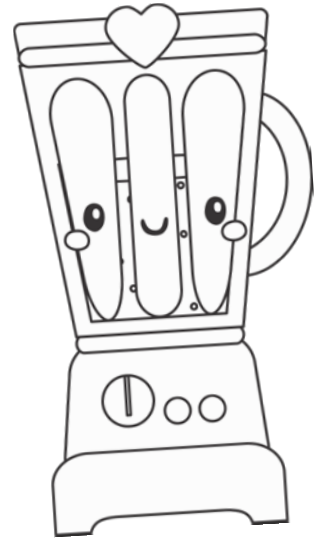


Name: _____

Blend Assessment

Directions: Listen as your teacher reads each word. Write the first two letters of each word.



1. _____

7. _____

2. _____

8. _____

3. _____

9. _____

4. _____

10. _____

5. _____

11. _____


6. _____

12. _____

Name: _____

Blend Assessment

Directions: Listen as your teacher reads each word. Write the word.



1. _____

7. _____

2. _____

8. _____

3. _____

9. _____

4. _____

10. _____

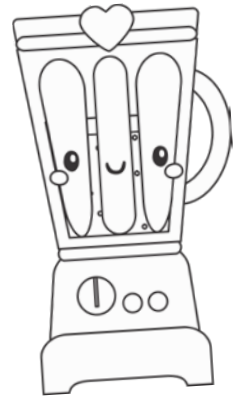
5. _____

11. _____

6. _____

12. _____

Blend Assessments



l blends

1. black
2. flat
3. glass
4. plate
5. club
6. slid
7. place
8. club
9. blue
10. globe
11. flip
12. sleep

r blends

1. brick
2. train
3. grass
4. cry
5. write
6. drop
7. print
8. frog
9. wrap
10. prize
11. braid
12. trick

s blends

1. skip
2. scar
3. smell
4. snack
5. space
6. star
7. swing
8. spill
9. snap
10. smile
11. scale
12. sky

br


@www.freewordwork.com

cr


@www.freewordwork.com

dr

@www.freewordwork.com




@www.freewordwork.com



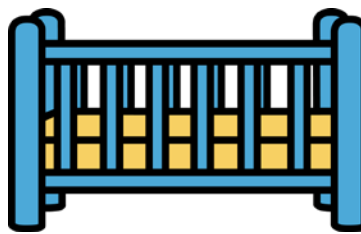
@www.freewordwork.com




@www.freewordwork.com



@www.freewordwork.com



@www.freewordwork.com



@www.freewordwork.com



@www.freewordwork.com



@www.freewordwork.com



@www.freewordwork.com

fr

@www.freewordwork.com

gr


@www.freewordwork.com

pr


@www.freewordwork.com




@www.freewordwork.com



@www.freewordwork.com



@www.freewordwork.com



@www.freewordwork.com



@www.freewordwork.com



@www.freewordwork.com



@www.freewordwork.com



@www.freewordwork.com



@www.freewordwork.com

tr

@www.freewordwork.com

bl

@www.freewordwork.com

cl

@www.freewordwork.com




@www.freewordwork.com



@www.freewordwork.com



@www.freewordwork.com



@www.freewordwork.com




@www.freewordwork.com



@www.freewordwork.com



@www.freewordwork.com



@www.freewordwork.com



@www.freewordwork.com

fl

@www.freewordwork.com

gl

@www.freewordwork.com

pl


@www.freewordwork.com




@www.freewordwork.com



@www.freewordwork.com




@www.freewordwork.com



@www.freewordwork.com



@www.freewordwork.com



@www.freewordwork.com



@www.freewordwork.com




@www.freewordwork.com



@www.freewordwork.com

sl


@www.freewordwork.com



@www.freewordwork.com

sc

@www.freewordwork.com



@www.freewordwork.com

sk

@www.freewordwork.com




@www.freewordwork.com



@www.freewordwork.com



@www.freewordwork.com




@www.freewordwork.com



@www.freewordwork.com



@www.freewordwork.com



@www.freewordwork.com

sm


@www.freewordwork.com



@www.freewordwork.com

sn

@www.freewordwork.com




@www.freewordwork.com

sp


@www.freewordwork.com




@www.freewordwork.com



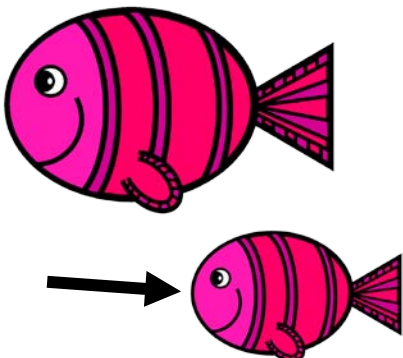
@www.freewordwork.com



@www.freewordwork.com




@www.freewordwork.com



@www.freewordwork.com



@www.freewordwork.com



@www.freewordwork.com

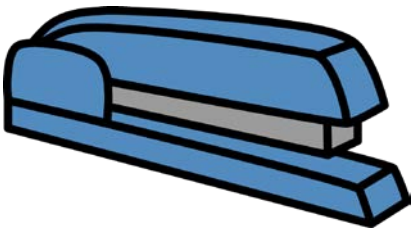
st

@www.freewordwork.com


sw

@www.freewordwork.com

@www.freewordwork.com




@www.freewordwork.com



@www.freewordwork.com

@www.freewordwork.com

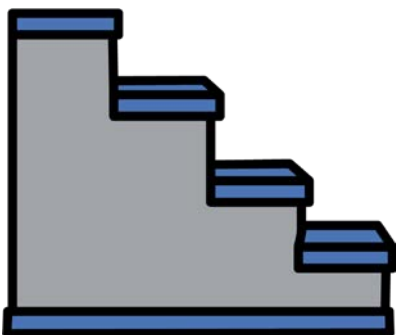


@www.freewordwork.com



@www.freewordwork.com

@www.freewordwork.com



@www.freewordwork.com



@www.freewordwork.com

@www.freewordwork.com

br

@www.freewordwork.com

cr

@www.freewordwork.com

dr

@www.freewordwork.com

bracelet

@www.freewordwork.com

crayons

@www.freewordwork.com

dragon

@www.freewordwork.com

braid

@www.freewordwork.com

crib

@www.freewordwork.com

drum

@www.freewordwork.com

broccoli

@www.freewordwork.com

cry

@www.freewordwork.com

dream

@www.freewordwork.com

fr

@www.freewordwork.com

gr

@www.freewordwork.com

pr

@www.freewordwork.com

friends

@www.freewordwork.com

grasshopper

@www.freewordwork.com

pretzel

@www.freewordwork.com

frog

@www.freewordwork.com

grandma

@www.freewordwork.com

princess

@www.freewordwork.com

frown

@www.freewordwork.com

grapes

@www.freewordwork.com

present

@www.freewordwork.com

tr

@www.freewordwork.com

bl

@www.freewordwork.com

cl

@www.freewordwork.com

trash

@www.freewordwork.com

blender

@www.freewordwork.com

clown

@www.freewordwork.com

tree

@www.freewordwork.com

blocks

@www.freewordwork.com

clap

@www.freewordwork.com

triangle

@www.freewordwork.com

blueberry

@www.freewordwork.com

climb

@www.freewordwork.com

fl

@www.freewordwork.com

gl

@www.freewordwork.com

pl

@www.freewordwork.com

flamingo

@www.freewordwork.com

glasses

@www.freewordwork.com

plane

@www.freewordwork.com

fly

@www.freewordwork.com

glue

@www.freewordwork.com

planet

@www.freewordwork.com

flower

@www.freewordwork.com

gloves

@www.freewordwork.com

plant

@www.freewordwork.com

sl

@www.freewordwork.com

sc

@www.freewordwork.com

sk

@www.freewordwork.com

sled

@www.freewordwork.com

scarf

@www.freewordwork.com

skate

@www.freewordwork.com

slide

@www.freewordwork.com

scar

@www.freewordwork.com

ski

@www.freewordwork.com

sleep

@www.freewordwork.com

scarecrow

@www.freewordwork.com

skateboard

@www.freewordwork.com

sm

@www.freewordwork.com

sn

@www.freewordwork.com

sp

@www.freewordwork.com

smell

@www.freewordwork.com

snail

@www.freewordwork.com

spaghetti

@www.freewordwork.com

smile

@www.freewordwork.com

snake

@www.freewordwork.com

spider

@www.freewordwork.com

small

@www.freewordwork.com

sneeze

@www.freewordwork.com

sponge

@www.freewordwork.com

st

@www.freewordwork.com

sw

@www.freewordwork.com

@www.freewordwork.com

stapler

@www.freewordwork.com

sweater

@www.freewordwork.com

@www.freewordwork.com

stick

@www.freewordwork.com

sweep

@www.freewordwork.com

@www.freewordwork.com

stairs

@www.freewordwork.com

swing

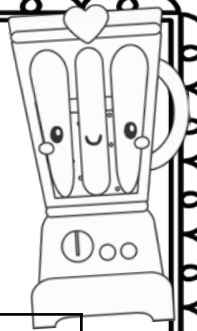
@www.freewordwork.com

@www.freewordwork.com

Name: _____

Blend Sort

Directions: Sort your words.
Write the blend at the top. Write your words.

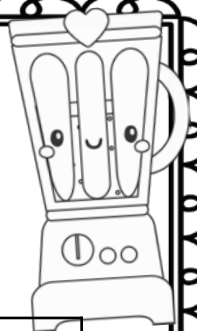


@www.freewordwork.com

Name: _____

Blend Sort

Directions: Sort your words.
Write the blend at the top. Write your words.

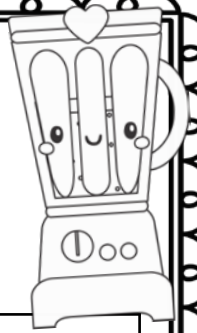


@www.freewordwork.com

Name: _____

Blend Sort

Directions: Sort your words.
Write the blend at the top. Write your words.

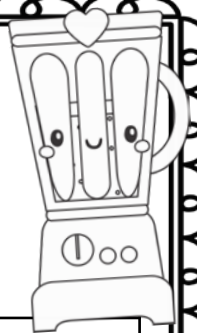


@www.freewordwork.com

Name: _____

Blend Sort

Directions: Sort your words.
Write the blend at the top. Write your words.

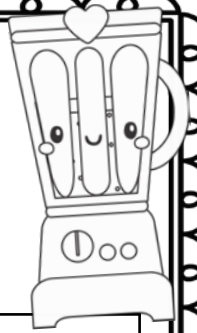


@www.freewordwork.com

Name: _____

Blend Sort

Directions: Sort your words.
Write the blend at the top. Write your words.

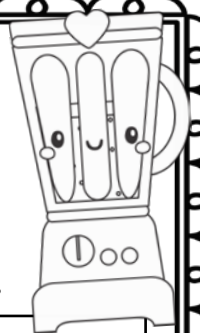


@www.freewordwork.com

Name: _____

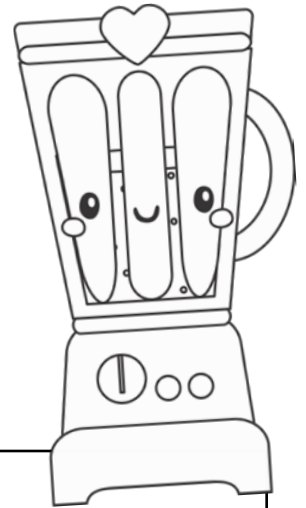
Blend Sort

Directions: Sort your words.
Write the blend at the top. Write your words.



@www.freewordwork.com

Name: _____





Find the Blend

Directions: Choose a card. Write the word.
Put a box around the beginning blend.

Name: _____

Blend Word Map

Directions: Fill the bubbles with words that start with the blend.



Name: _____

“bl” Blender

Directions: Add the blend to the beginning of each box. Color the boxes that will make real words. Write the words below.

The blend is:
bl

-ack

-oom

-ister

-ank

-ince

-ender

-end

-ep

-ue

-ive

Write the real words in the box.

Name: _____

“br” Blender

Directions: Add the blend to the beginning of each box. Color the boxes that will make real words. Write the words below.

-anch

-own

-op

-ue

-ain

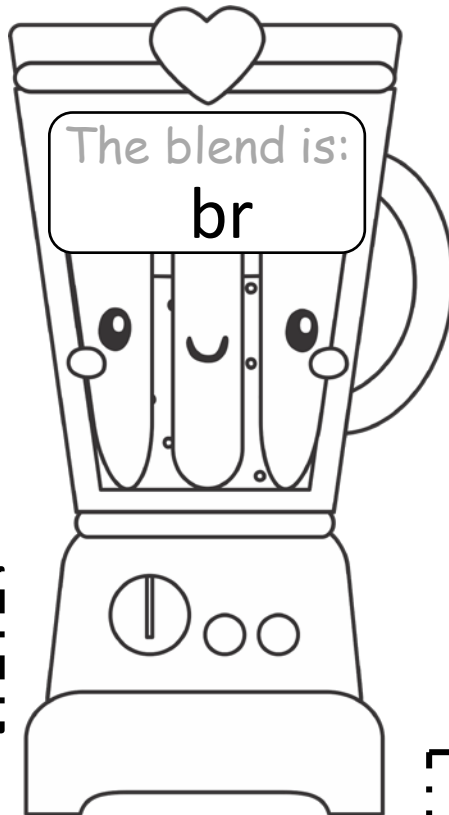
-id

-ince

-oom

-ead

-ush



Write the real words in the box.

Name: _____

"cl" Blender

Directions: Add the blend to the beginning of each box. Color the boxes that will make real words. Write the words below.

-ap

-end

-ay

-ip

-oud

-ean

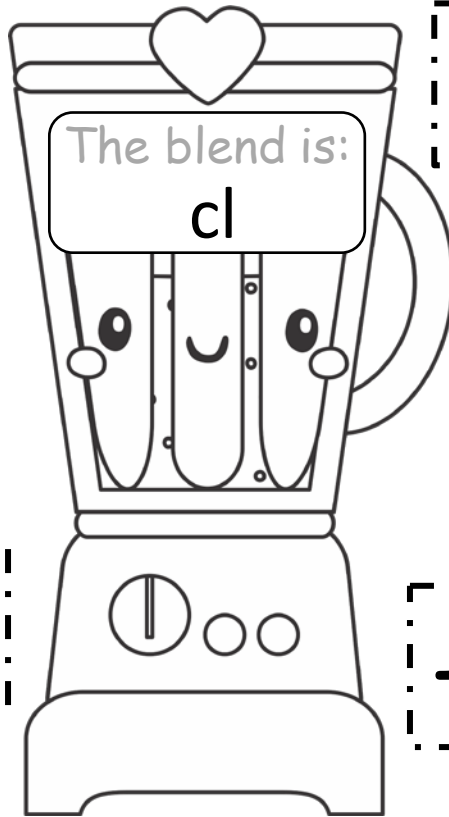
-ub

-oset

-ock

-own

-oom



Write the real words in the box.

Name: _____

“dr” Blender

Directions: Add the blend to the beginning of each box. Color the boxes that will make real words. Write the words below.

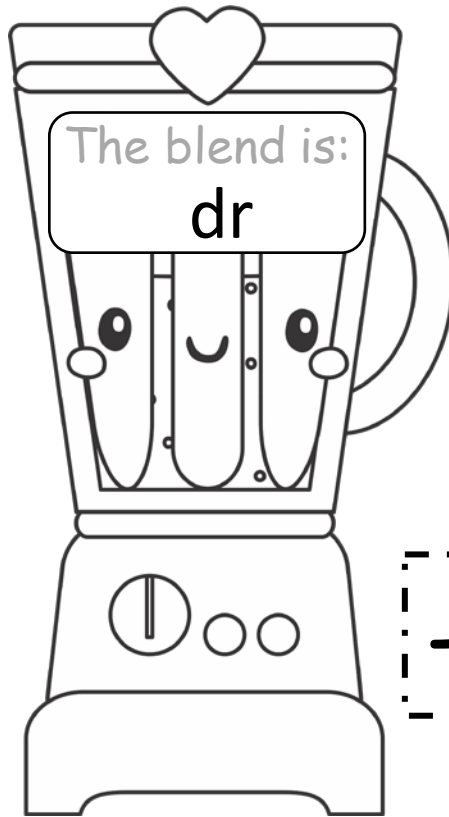
-eam

-ess

-ip

-ist

-ink



-um

-agon

-ong

-aw

-ive

Write the real words in the box.

Name: _____

“fl” Blender

Directions: Add the blend to the beginning of each box. Color the boxes that will make real words. Write the words below.

-ap

-ag

-ean

-ip

-at

-in

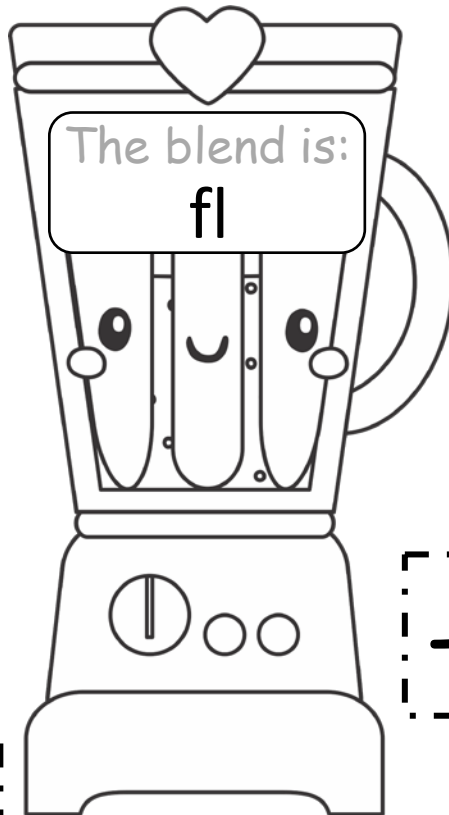
-avor

-ew

-ower

-ock

-ame



Write the real words in the box.

Name: _____

“gr” Blender

Directions: Add the blend to the beginning of each box. Color the boxes that will make real words. Write the words below.

-ay

-ack

-ain

-ee

-ape

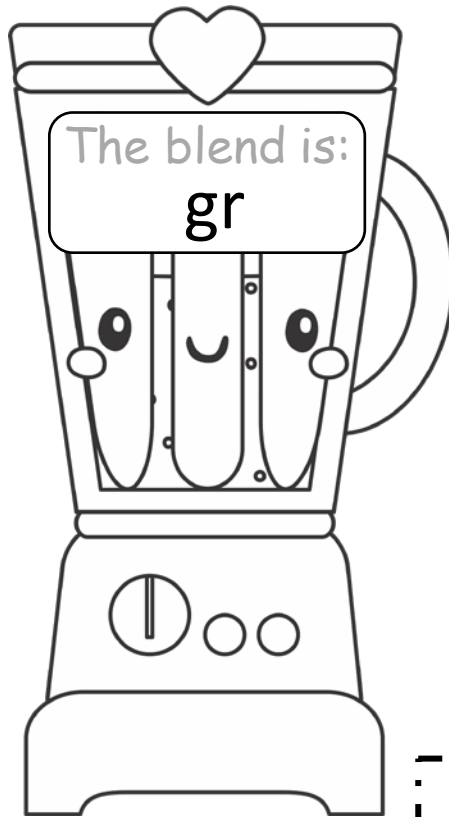
-een

-ow

-y -ip

-in

-eat



Write the real words in the box.

Name: _____

“pl” Blender

Directions: Add the blend to the beginning of each box. Color the boxes that will make real words. Write the words below.

-ace

-an

-ide

-ay

-obe

-ow

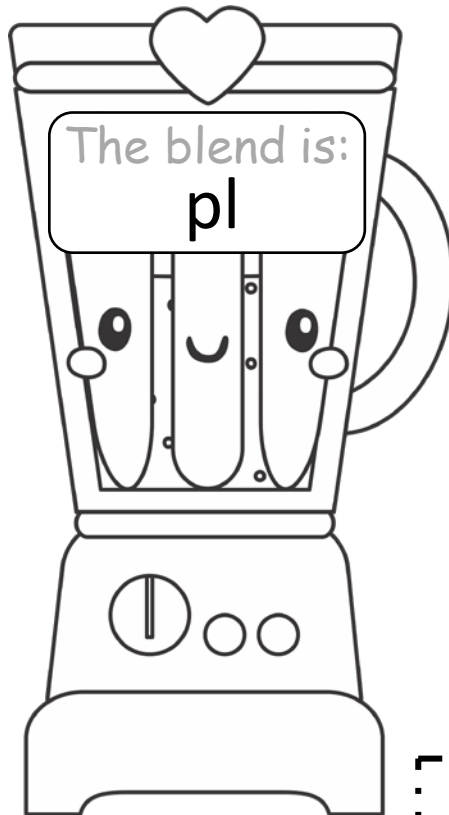
-ane

-ant

-um

-us

-ip



Write the real words in the box.

Name: _____

“sm” Blender

Directions: Add the blend to the beginning of each box. Color the boxes that will make real words. Write the words below.

-ell

-ip

-id

-ooth

-all

-ap

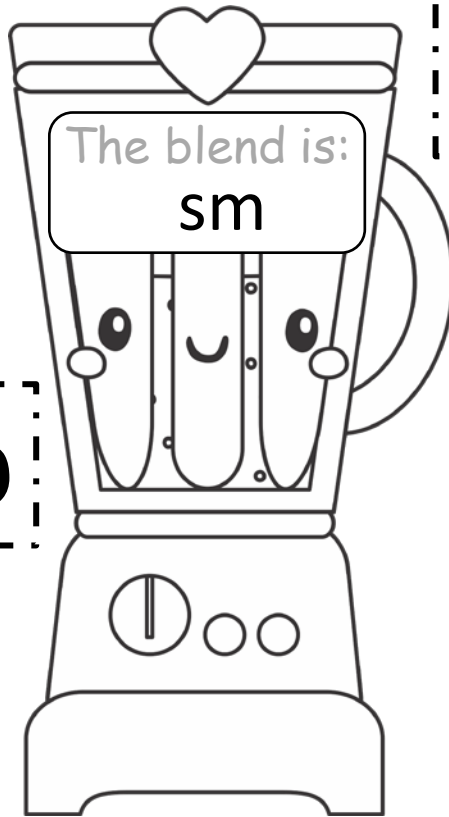
-ad

-art

-ash

-ile

-ull



Write the real words in the box.

Name: _____

“sn” Blender

Directions: Add the blend to the beginning of each box. Color the boxes that will make real words. Write the words below.

-ack

-ow

-id

-ooth

-ail

-ap

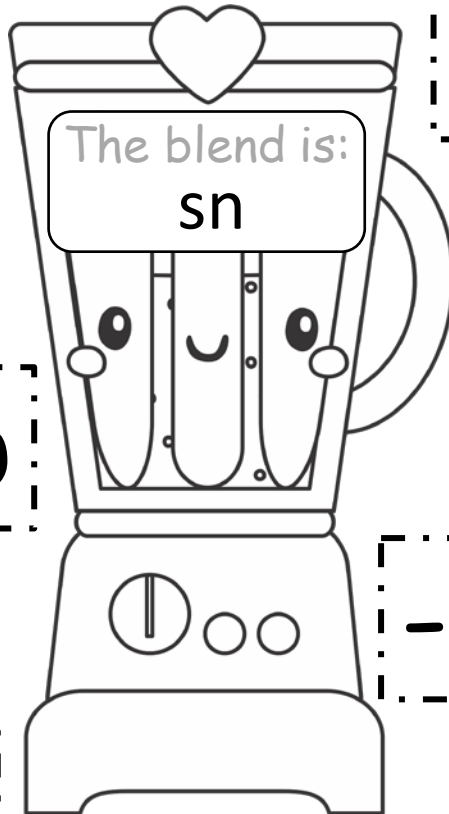
-ad

-ake

-owflake

-iff

-eak



Write the real words in the box.

Name: _____

“sp” Blender

Directions: Add the blend to the beginning of each box. Color the boxes that will make real words. Write the words below.

-ack

-ill

-ace

-ooth

-ell -ap

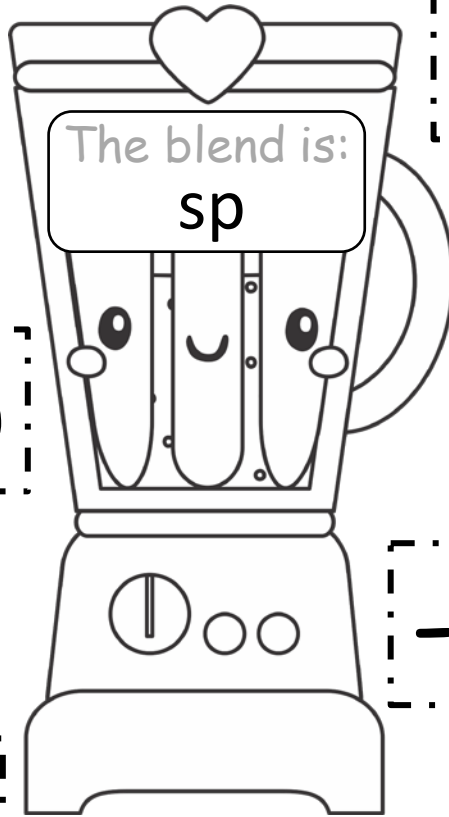
-ot

-end

-aghetti

-ider

-oon



Write the real words in the box.

Name: _____

“st” Blender

Directions: Add the blend to the beginning of each box. Color the boxes that will make real words. Write the words below.

-ack

-ill

-and

-op

-ell -ar

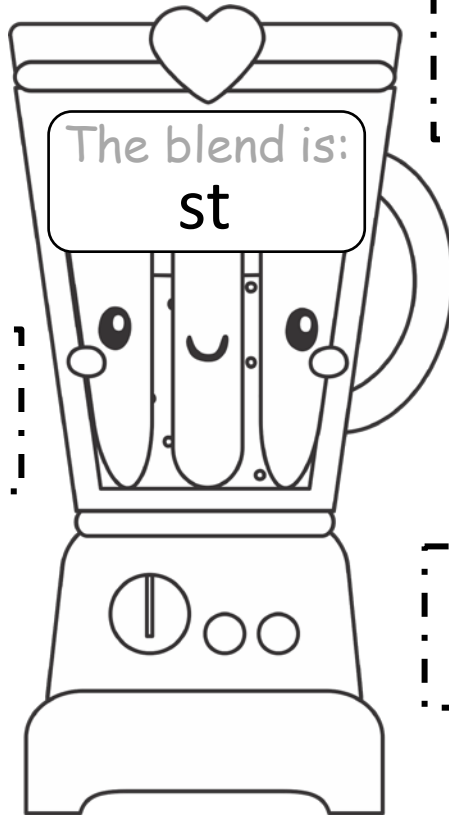
-orm

-em

-udent

-ick

-oon



Write the real words in the box.

Name: _____

“sw” Blender

Directions: Add the blend to the beginning of each box. Color the boxes that will make real words. Write the words below.

-am

-itch

-and

-ift

-ell

-em

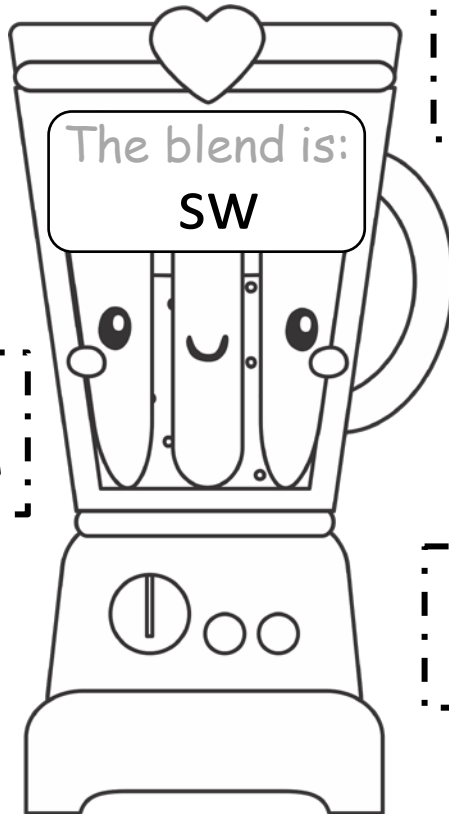
-irm

-eet

-eat

-ing

-eater



Write the real words in the box.

Name: _____

“wr” Blender

Directions: Add the blend to the beginning of each box. Color the boxes that will make real words. Write the words below.

-ap

-ite

-ack

-ue

-ab

-ee

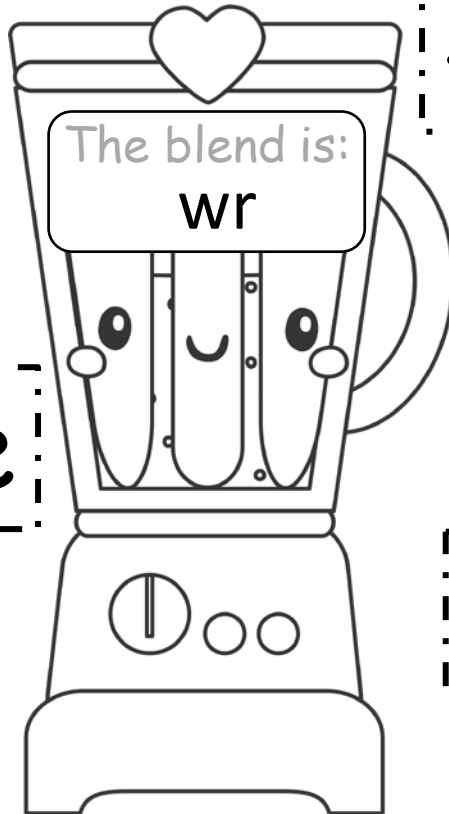
-ong

-ist

-ench

-eath

-inkle




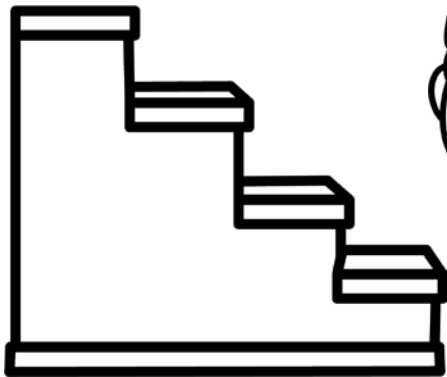


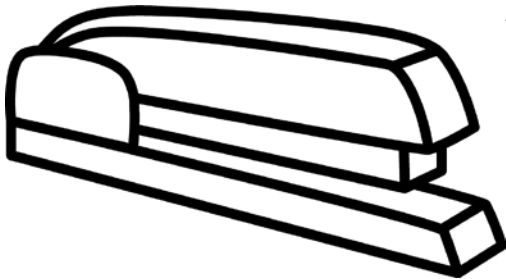
Write the real words in the box.

Name: _____

Blend Blast

Directions: Color the pictures.

st = blue
sm = orange
sw = yellow


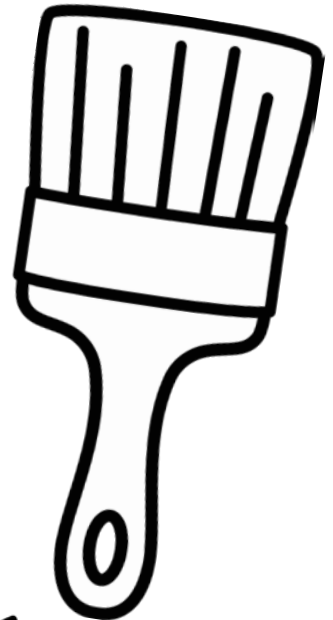



Name: _____

Blend Blast

Directions: Color the pictures.

br = red
cr = green
dr = purple





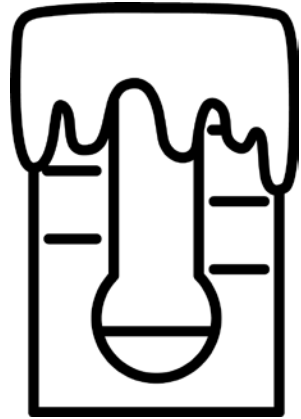



Name: _____

Blend Blast

Directions: Color the pictures.

fr = blue
pr = yellow
tr = green





Name: _____

Blend Blast

Directions: Color the pictures.

bl = blue
cl = orange
fl = red



Name: _____



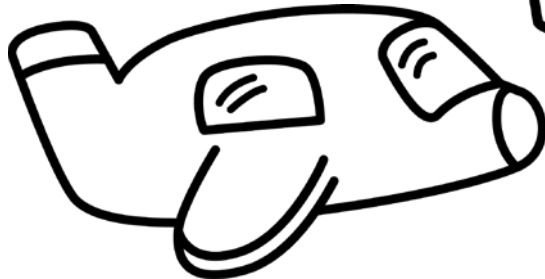
Blend Blast

Directions: Color the pictures.

gl = yellow

pl = green

sl = purple




Name: _____

Fill in the Blends


___ice



___ow



___am



___ute



___ack



___andma



Name: _____

Fill in the Blends

__ee



__anch



__ed




__amingo



__ove



__etzel



Name: _____

Fill in the Blends

