

Name: \_\_\_\_\_

Directions: Follow the path to the end. Fill in the missing letters.

A maze with nine square boxes containing illustrations and word patterns. The boxes are arranged in a 3x3 grid. The top row contains: a box with 'A' and 'B' in circles, a box with a science lab and '\_ab', and a box with a DNA helix and '\_\_ab'. The middle row contains: a box with a girl at a counter and '\_\_ab', a box with a car and '\_ab', and a box with a glue bottle and '\_ab'. The bottom row contains: a box with a crab and '\_\_ab', a box with a boy and '\_\_ab', and a box with a star in a circle. A path of thick black lines winds through the maze, starting from the top-left box and ending at the bottom-right box.

Name: \_\_\_\_\_

Directions: Follow the path to the end. Fill in the missing letters.

The maze consists of nine square nodes arranged in a 3x3 grid. Each node contains a word fragment and an illustration. The nodes are:

- Top-left: \*A\* \*W\*
- Top-middle: \_aw (with a snake illustration)
- Top-right: \_aw (with scales of justice illustration)
- Middle-left: \_\_\_aw (with a drink and arrow illustration)
- Middle-middle: \_aw (with a saw illustration)
- Middle-right: \_\_\_aw (with a worm illustration)
- Bottom-left: \_aw (with a paw print illustration)
- Bottom-middle: \_\_\_aw (with a boy illustration)
- Bottom-right: A star in a circle

A path of lines connects the nodes from top-left to bottom-right. The path starts at the top-left node, goes down to the middle-left node, then right to the middle-middle node, then down to the bottom-middle node, and finally right to the bottom-right node.

Name: \_\_\_\_\_

Directions: Follow the path to the end. Fill in the missing letters.

The maze consists of nine square boxes connected by a complex network of lines. The boxes contain the following text and illustrations:

- Top-left: **A N K** and **A S H** (each letter in a circle with a star).
- Top-middle: **--ash** with an illustration of a car crash.
- Top-right: **\_ank** with an illustration of a fish tank.
- Middle-left: **\_ank** with an illustration of a ship.
- Middle-middle: **--ank** with an illustration of a boy.
- Middle-right: **--ash** with an illustration of a trash can.
- Bottom-left: **\_ank** with an illustration of a bank building.
- Bottom-middle: **\_ash** with an illustration of money.
- Bottom-right: A circle with a star inside.

Name: \_\_\_\_\_

Directions: Follow the path to the end. Fill in the missing letters.

A maze puzzle with nine square boxes. The boxes contain words with missing letters and corresponding illustrations. The words are: 'ALE', 'AME', '\_\_\_ale', '\_\_\_ame', '\_\_\_ame', '\_\_\_ale', '\_\_\_ale', '\_\_\_ame', and '\_\_\_ame'. The illustrations include a whale, a flame, a map, a candle, a scientist, a graduate, a girl, and a star.



Name: \_\_\_\_\_

Directions: Follow the path to the end. Fill in the missing letters.

A maze puzzle with nine square boxes. The top-left box contains the letters 'A', 'I', and 'N' in circles. The other boxes contain illustrations and partial words: a colander with noodles, a bunch of leaves, a sink, a train, a cloud with rain, a cloud, a boy, and a star. The path starts at the top-left box and ends at the star box.

---ain

---ain

---ain

---ain

---ain

---ain

---ain


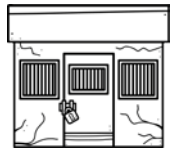






---ain

---ain

Name: \_\_\_\_\_

Directions: Follow the path to the end. Fill in the missing letters.

The maze consists of 9 square boxes arranged in a 3x3 grid. The boxes are connected by a complex network of lines. The start box (top-left) contains the letters A, I, and L in circles. The end box (bottom-right) contains a star. The path is formed by boxes containing illustrations of a snail, a mailbox, a rabbit, a shopping list, a basket, and a house.

A I L	__ail 	_ail 
_ail 	_ail 	__ail 
_ail 	_ail 	

Name: \_\_\_\_\_

Directions: Follow the path to the end. Fill in the missing letters.

**A** **C** **K**   **A** **N** **D**

\_\_\_ack

\_\_\_ack

\_and

\_\_\_and


\_\_\_ack

Name: \_\_\_\_\_

Directions: Follow the path to the end. Fill in the missing letters.

A G

A D





Name: \_\_\_\_\_

Directions: Follow the path to the end. Fill in the missing letters.

**A** **K** **E**

The maze contains six rooms, each with a word and an illustration:

- Top-left room: **\_\_ake** with a snake illustration.
- Top-middle room: **\_ake** with a mountain and sun illustration.
- Top-right room: **\_ake** with a broom illustration.
- Middle room: **\_ake** with a girl at a stove illustration.
- Bottom-left room: **\_\_ake** with a girl holding a cup illustration.
- Bottom-middle room: **\_\_ake** with a hammer illustration.



Name: \_\_\_\_\_

Directions: Follow the path to the end. Fill in the missing letters.

**A N**

**A P**

\_an

--ap

\_an

--ap

\_an



Name: \_\_\_\_\_

Directions: Follow the path to the end. Fill in the missing letters.

A maze with nine square boxes containing illustrations and partial words. The boxes are arranged in a 3x3 grid. The top row contains: a box with 'A' and 'B' in circles, a box with a science lab illustration and '\_ab', and a box with a pair of chopsticks and '\_\_ab'. The middle row contains: a box with a girl at a counter and '\_\_ab', a box with a car illustration and '\_ab', and a box with a glue bottle illustration and '\_ab'. The bottom row contains: a box with a crab illustration and '\_\_ab', a box with a boy illustration and '\_\_ab', and a box with a star in a circle. A path of thick black lines winds through the maze, starting from the top-left box and ending at the bottom-right box.

sw  
gr  
c  
d  
sc  
-  
cr

Name: \_\_\_\_\_

Directions: Follow the path to the end. Fill in the missing letters.

str  
s  
-  
dr  
p  
c  
r

\*A\* \*W\*

\_aw

\_aw

---aw

\_aw

---aw

\_aw

---aw


\_aw



Name: \_\_\_\_\_

Directions: Follow the path to the end. Fill in the missing letters.

A N K  
A S H

--ash  



\_ank  



\_ank  


--ank  


--ash  


\_ank  


\_ash  






s  
tr  
c  
b  
cr  
t  
dr


Name: \_\_\_\_\_


Directions: Follow the path to the end. Fill in the missing letters.

A L E  
A M E


\_\_ale  



\_\_ame  



\_ame  


\_\_ale  


\_ale  


\_\_ame  


\_ame  




g  
fr  
wh  
f  
s  
sc  
fl

Name: \_\_\_\_\_

Directions: Follow the path to the end. Fill in the missing letters.

---ain

---ain

---ain

---ain

---ain

---ain

---ain

---ain

---ain

dr  
br  
r  
tr  
st  
str  
gr

Name: \_\_\_\_\_

Directions: Follow the path to the end. Fill in the missing letters.

---ail

\_ail

\_ail

\_ail

\_ail

\_ail

\_ail

★

t  
m  
f  
sn  
j  
tr  
p



Name: \_\_\_\_\_

Directions: Follow the path to the end. Fill in the missing letters.

**A C K**   **A N D**

s   sn   qu   st   b

\_\_\_ack

\_\_\_ack

\_\_\_and

\_\_\_and

\_\_\_and

\_\_\_ack


Name: \_\_\_\_\_

Directions: Follow the path to the end. Fill in the missing letters.

**A** **G**

**A** **D**

d gr t dr m gl b



Name: \_\_\_\_\_

Directions: Follow the path to the end. Fill in the missing letters.

**A** **K** **E** ↓

sh c l sn r st

\_\_\_ake

\_ake

\_ake

\_\_\_ake

\_ake

\_\_\_ake



Name: \_\_\_\_\_

Directions: Follow the path to the end. Fill in the missing letters.

**A** **N**

**A** **P**

wr f c tr p m

