


Name: _____



Cut out the words at the bottom. Put together the sentence.
Glue the words. Draw a picture to show the sentence.



--	--	--	--	--



planted	.	I	the	seeds
---------	---	---	-----	-------

Name: _____



Cut out the words at the bottom. Put together the sentence.
Glue the words. Draw a picture to show the sentence.



A large empty rectangular box for drawing a picture to illustrate the sentence.				
---------------------------------------------------------------------------------	--	--	--	--


--	--	--	--	--



©www.freewordwork.com

day	.	a	It's	rainy
-----	---	---	------	-------

Name: _____



Cut out the words at the bottom. Put together the sentence.
Glue the words. Draw a picture to show the sentence.



A large empty rectangular box for drawing a picture to show the sentence.				
---------------------------------------------------------------------------	--	--	--	--

--	--	--	--	--



©www.freewordwork.com

butterfly


I

see

a

.

Name: _____



Cut out the words at the bottom. Put together the sentence.
Glue the words. Draw a picture to show the sentence.




--	--	--	--	--



flowers	The	.	blooming	are
---------	-----	---	----------	-----

Name: _____



Cut out the words at the bottom. Put together the sentence.
Glue the words. Draw a picture to show the sentence.



A large empty rectangular box for drawing a picture to illustrate the sentence.					
---------------------------------------------------------------------------------	--	--	--	--	--


--	--	--	--	--	--



©www.freewordwork.com

have	an	?	Do	umbrella	you
------	----	---	----	----------	-----

Name: _____



Cut out the words at the bottom. Put together the sentence.
Glue the words. Draw a picture to show the sentence.



A large empty rectangular box for drawing a picture to show the sentence.					
---------------------------------------------------------------------------	--	--	--	--	--


--	--	--	--	--	--



©www.freewordwork.com

many	so	There	Do	!	butterflies
------	----	-------	----	---	-------------

Name: _____



Cut out the words at the bottom. Put together the sentence.
Glue the words. Draw a picture to show the sentence.



A large empty rectangular box for drawing a picture to illustrate the sentence.					
---------------------------------------------------------------------------------	--	--	--	--	--

--	--	--	--	--	--



©www.freewordwork.com

puddles

I


splashing

.

in

love

Name: _____



Cut out the words at the bottom. Put together the sentence.
Glue the words. Draw a picture to show the sentence.



A large empty rectangular box for drawing a picture to show the sentence.					
---------------------------------------------------------------------------	--	--	--	--	--

--	--	--	--	--	--



©www.freewordwork.com

we	?	Can	fly	kite	a
----	---	-----	-----	------	---