


Name: _____



Cut out the words at the bottom. Put together the sentence.
Glue the words. Draw a picture to show the sentence.



A large empty rectangular box for drawing a picture related to the sentence.

A row of five empty rectangular boxes for pasting the words from the bottom section.

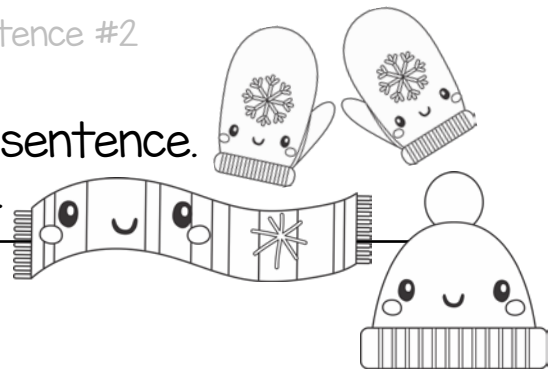


the	Look	!	at	snow
-----	------	---	----	------

Name: _____



Cut out the words at the bottom. Put together the sentence.
Glue the words. Draw a picture to show the sentence.



A large empty rectangular box for drawing a picture to show the sentence.

A row of five empty rectangular boxes for pasting the words.

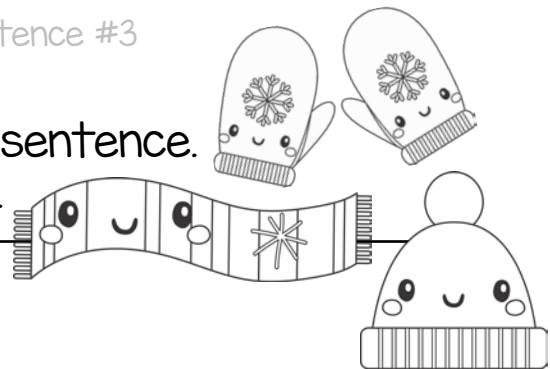


is	?	Where	hat	my
----	---	-------	-----	----

Name: _____



Cut out the words at the bottom. Put together the sentence.
Glue the words. Draw a picture to show the sentence.



A large empty rectangular box for drawing a picture related to the sentence.

A row of five empty rectangular boxes for pasting the cut-out words.




snowman	Let's	build	.	a
---------	-------	-------	---	---

Name: _____



Cut out the words at the bottom. Put together the sentence.
Glue the words. Draw a picture to show the sentence.



A large empty rectangular box for drawing a picture related to the sentence.

A row of five empty rectangular boxes for pasting the words from the bottom section.

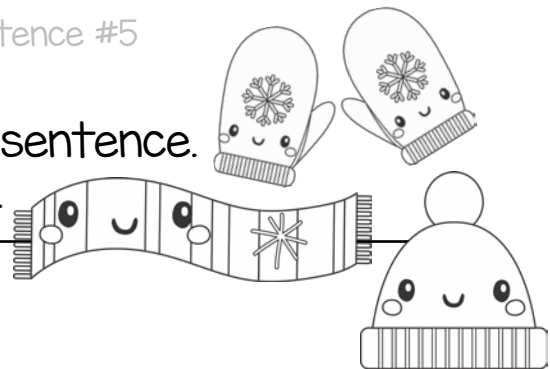


falling	snow	.	The	is
---------	------	---	-----	----

Name: _____



Cut out the words at the bottom. Put together the sentence.
Glue the words. Draw a picture to show the sentence.



A large empty rectangular box for drawing a picture related to the sentence.

A row of five empty rectangular boxes for pasting the cut-out words.




.	We	sledding	go	will
---	----	----------	----	------

Name: _____



Cut out the words at the bottom. Put together the sentence.
Glue the words. Draw a picture to show the sentence.



A large empty rectangular box for drawing a picture related to the sentence.

A row of five empty rectangular boxes for pasting the cut-out words.

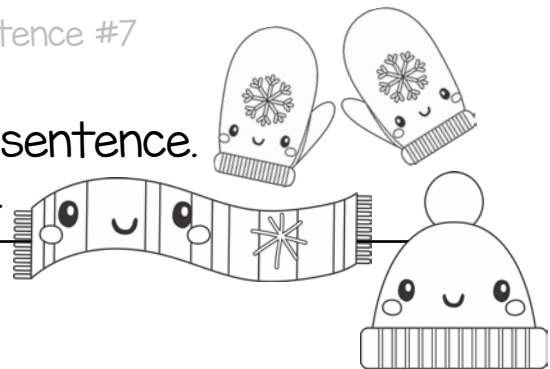


found	.	two	gloves	I
-------	---	-----	--------	---

Name: _____



Cut out the words at the bottom. Put together the sentence.
Glue the words. Draw a picture to show the sentence.



A large empty rectangular box for drawing a picture related to the sentence.

A row of five empty rectangular boxes for pasting the cut-out words.

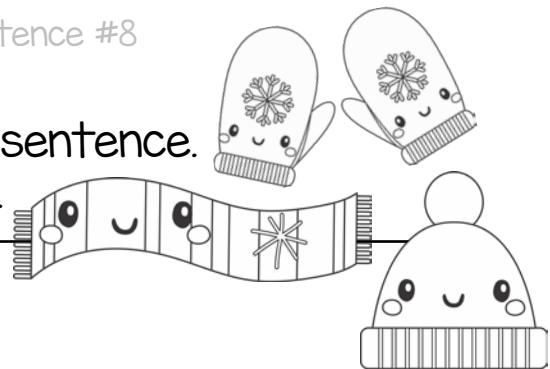


boots	snow	We	red	.	are
-------	------	----	-----	---	-----

Name: _____



Cut out the words at the bottom. Put together the sentence.
Glue the words. Draw a picture to show the sentence.



A large empty rectangular box for drawing a picture related to the sentence.

A row of five empty rectangular boxes for pasting the cut-out words.



a	.	snowy	It	day	is
---	---	-------	----	-----	----