


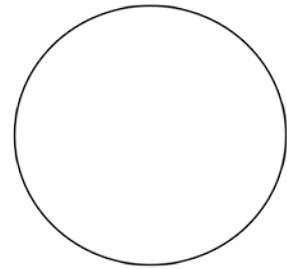


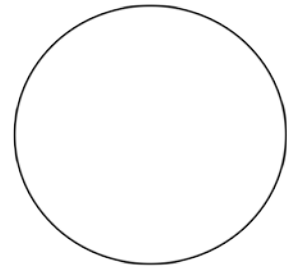




Name: _____

I Can Glue Dots




Put one small dot in the middle of each circle.



Name: _____

I Can Glue Dots


Put a dot of glue on each spot.



Name: _____

I Can Glue Dots


Put a dot of glue on each spot.



Name: _____

I Can Glue Dots


Put a dot of glue on each spot.



Name: _____

I Can Glue Dots

Put a dot of glue on each spot.



Name: _____

I Can Glue Dots

Put a dot of glue on each spot.



Four vertical lines, each with ten evenly spaced black dots, arranged in a 2x2 grid. Each line is intended for a child to apply a dot of glue to each dot.

Name: _____

I Can Glue Lines

Trace each line with glue.



Name: _____

I Can Glue Lines

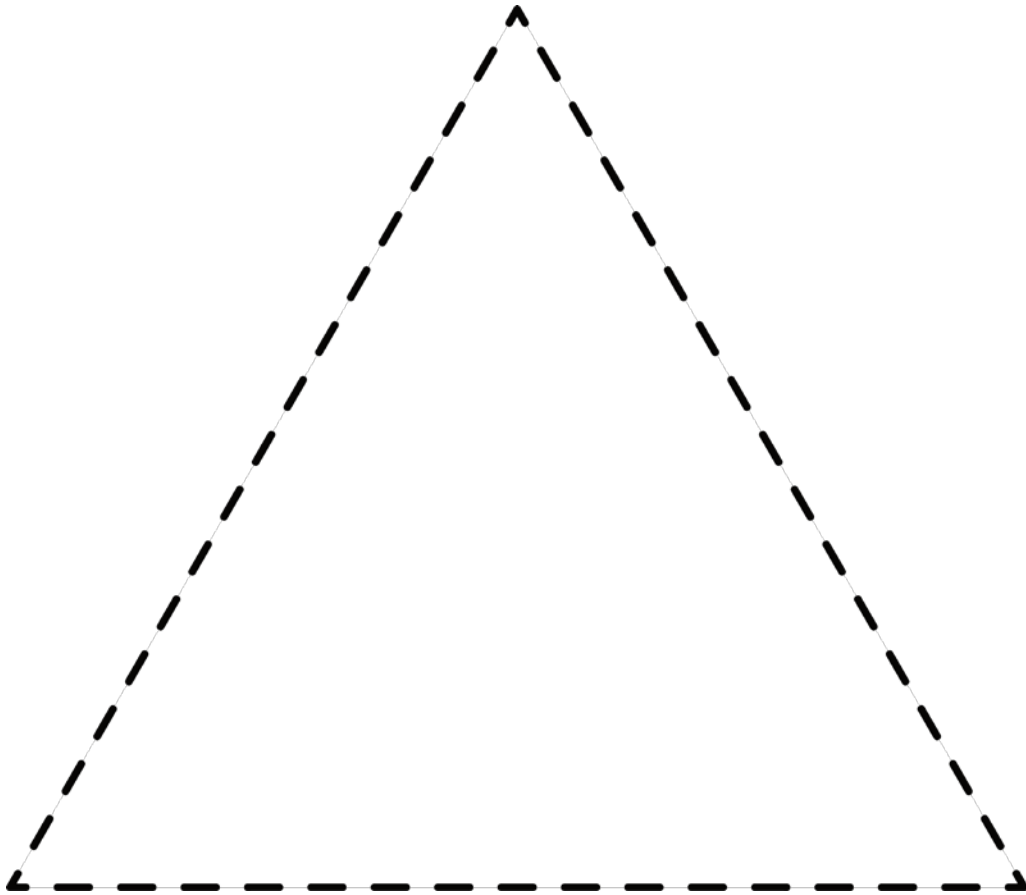
Trace each line with glue.



Name: _____

I Can Glue Lines


Trace each line with glue.



Name: _____

I Can Glue Lines


Trace each line with glue.



Name: _____

I Can Glue Lines

Trace each line with glue.



Name: _____

I Can Glue Lines



Trace the spiral with glue.
Tip - start in the middle.

